

Cariacica-ES 15 de março de 2.022

# LIMITE DE PESO E DIMENSÕES

## DIÁRIO OFICIAL DA UNIÃO

Publicado em: 15/03/2022 | Edição: 50 | Seção: 1 | Página: 69

Órgão: Ministério da Infraestrutura/Secretaria Nacional de Trânsito

### PORTARIA Nº 268, DE 14 DE MARÇO DE 2022

Homologa os veículos e as combinações de veículos de carga e de passageiros, constantes no Anexo desta Portaria, com seus respectivos limites de pesos e dimensões.

O SECRETÁRIO NACIONAL DE TRÂNSITO, no uso da competência que lhe confere o inciso I do art. 19 da Lei nº 9.503, de 23 de setembro de 1997, que institui o Código de Trânsito Brasileiro (CTB), e com base no que consta nos autos do processo administrativo nº 50000.036835/2021-17, resolve:

Art. 1º Esta Portaria homologa os veículos e as combinações de veículos de carga e de passageiros, constantes no Anexo desta Portaria, com seus respectivos limites de pesos e dimensões.

Parágrafo único. O Anexo desta Portaria encontra-se disponível no sítio eletrônico do órgão máximo executivo de trânsito da União.

Art. 2º Ficam revogadas as Portarias DENATRAN:

I - nº 63, de 31 de março de 2009;

II - nº 47, de 17 de abril de 2015;

III - nº 249, de 29 de dezembro de 2016; e

IV - nº 86, de 31 de maio de 2017.

Art. 3º Esta Portaria entra em vigor na data de sua publicação.



















**FREDERICO DE MOURA CARNEIRO**

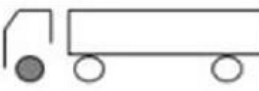

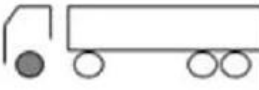



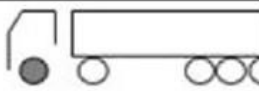

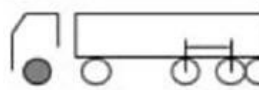

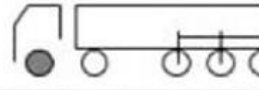

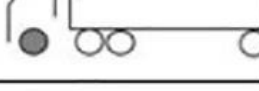

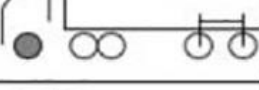

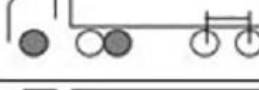

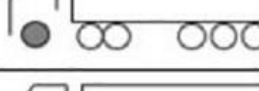

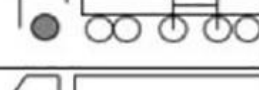



Secretário Nacional de Trânsito

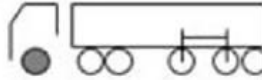

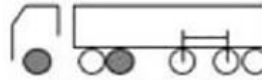

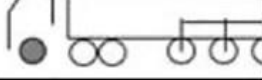

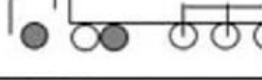



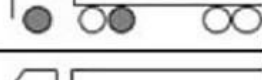



















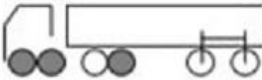



**TARCÍSIO GOMES DE FREITAS**

Ministro de Estado da Infraestrutura

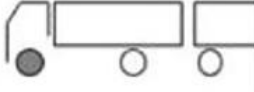

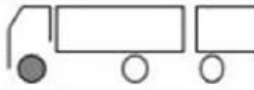

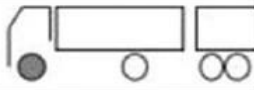

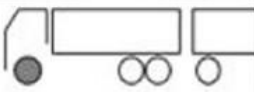

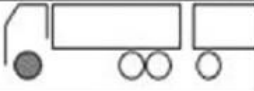

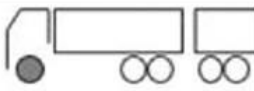

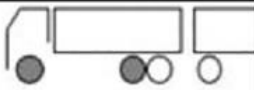

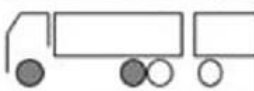

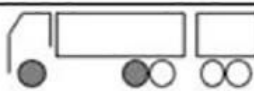

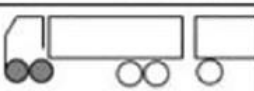

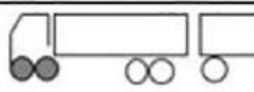

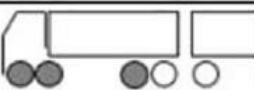

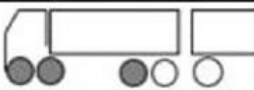

Anexo I



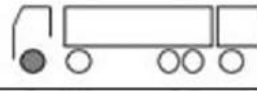



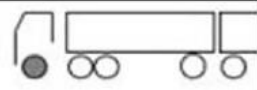

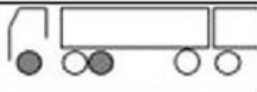

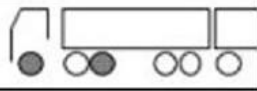

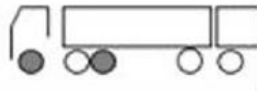

COMPOSIÇÕES HOMOLOGADAS PARA O TRANSPORTE DE CARGAS										
Caminhão			Peso máximo por eixo ou conjunto de eixos (t)	PBT E PBTC (t)						Comprimento máximo (m)
				Comprimento total (m)						
				Inferior ou igual a 14,0	Inferior a 16,0	Superior ou igual a 16,0	Inferior a 17,5	Superior ou igual a 17,5	Superior ou igual a 19,8	
C1			6 + 6 = 12	12						14,00
C2			6 + 10 = 16	16						
C3			6 + 17 = 23	23						
C4			6 + 13,5 = 19,5	19,5						
C5			6 + 13,5 = 19,5	19,5						
C6			12 + 10	22						
C7			12 + 17 = 29	29						
C8			12 + 13,5 = 25,5	25,5						
C9			12 + 13,5 = 25,5	25,5						

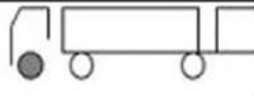

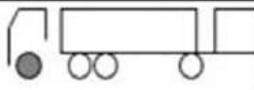

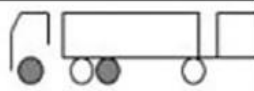

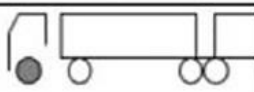

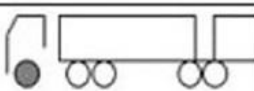

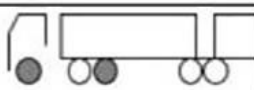

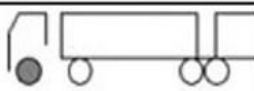

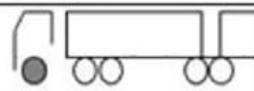
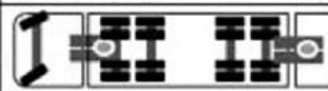
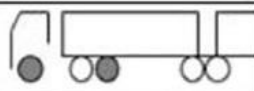

COMPOSIÇÕES HOMOLOGADAS PARA O TRANSPORTE DE CARGAS											
Caminhão Trator + Semirreboque			Peso máximo por eixo ou conjunto de eixos (t)	PBT E PBTC (t)						Comprimento máximo (m)	
				Comprimento total (m)							
				Inferior ou igual a 14,0	Inferior a 16,0	Superior ou igual a 16,0	Inferior a 17,5	Superior ou igual a 17,5	Superior ou igual a 19,8		Superior ou igual a 25,0
CTS 1			$6 + 10 + 10 = 26$		26	26					18,60
CTS 2			$6 + 10 + 17 = 33$		33	33					
CTS 3			$6 + 10 + 10 + 10 = 36$		36	36					
CTS 4			$6 + 10 + 25,5 = 41,5$		41,5	41,5					
CTS 5			$6 + 10 + 10 + 17 = 43$		43	43					
CTS 6			$6 + 10 + 10 + 10 + 10 = 46$		45	46					
CTS 7			$6 + 17 + 10 = 33$		33	33					
CTS 8			$6 + 17 + 10 + 10 = 43$		43	43					
CTS 9			$6 + 13,5 + 10 + 10 = 39,5$		39,5	39,5					
CTS 10			$6 + 17 + 25,5 = 48,5$		45	48,5					
CTS 11			$6 + 17 + 10 + 25,5 = 58,5$					58,5			
CTS 12			$6 + 13,5 + 25,5 = 45$		45	45					







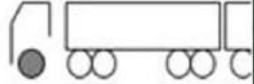

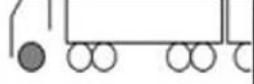

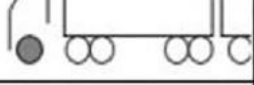

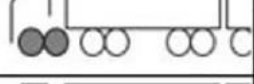

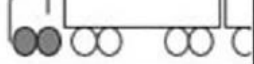

CTS 13			$6 + 17 + 10 + 17 = 50$		45	50				
CTS 14			$6 + 13,5 + 10 + 17 = 46,5$		45	46,5				
CTS 15			$6 + 17 + 10 + 10 + 10 = 53$		45	53				
CTS 16			$6 + 13,5 + 10 + 10 + 10 = 49,5$		45	49,5				
CTS 17			$6 + 13,5 + 10 = 29,5$		29,5	29,5				
CTS 18			$6 + 13,5 + 17 = 36,5$		36,5	36,5				
CTS 19			$6 + 17 + 17 = 40$		40	40				
CTS 20			$12 + 13,5 + 10 + 17 = 52,5$		45	52,5				
CTS 21			$12 + 10 + 25,5 = 47,5$		45	47,5				
CTS 22			$12 + 17 + 25,5 = 54,5$		45	54,5				
CTS 23			$12 + 13,5 + 25,5 = 51$		45	51				
CTS 24			$12 + 17 + 10 = 39$		39	39				
CTS 25			$12 + 13,5 + 10 = 35,5$		35,5	35,5				
CTS 26			$12 + 17 + 17 = 46$		45	46				
CTS 27			$12 + 13,5 + 17 = 42,5$		42,5	42,5				
CTS 28			$12 + 17 + 10 + 10 = 49$		45	49				
CTS 29			$12 + 13,5 + 10 + 10 = 45,5$		45	45,5				



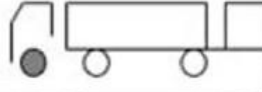



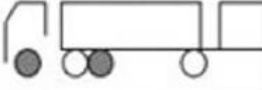

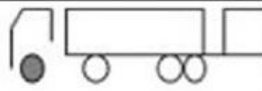

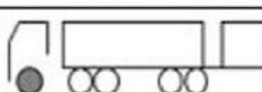
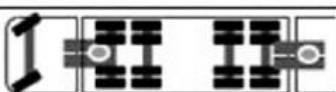
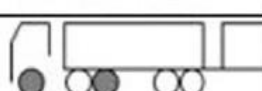













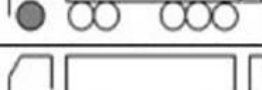

COMPOSIÇÕES HOMOLOGADAS PARA O TRANSPORTE DE CARGAS										
Caminhão + Reboque			Peso máximo por eixo ou conjunto de eixos (t)	PBT E PBTC (t)						Comprimento máximo (m)
				Comprimento total (m)						
				Inferior ou igual a 14,0	Inferior a 16,0	Superior ou igual a 16,0	Inferior a 17,5	Superior ou igual a 17,5	Superior ou igual a 19,8	
CR 1			6 + 10 + 10 + 10 = 36				36	36		19,80
CR 2			6 + 10 + 10 + 17 = 43				43	43		
CR 3			6 + 10 + 17 + 17 = 50				45	50		
CR 4			6 + 17 + 10 + 10 = 43				43	43		
CR 5			6 + 17 + 10 + 17 = 50				45	50		
CR 6			6 + 17 + 17 + 17 = 57				45	57		
CR 7			6 + 13,5 + 10 + 10 = 39,5				39,5	39,5		
CR 8			6 + 13,5 + 10 + 17 = 46,5				45	46,5		
CR 9			6 + 13,5 + 17 + 17 = 53,5				45	53,5		
CR 10			12 + 17 + 10 + 10 = 49				45	49		
CR 11			12 + 17 + 10 + 17 = 56				45	56		
CR 12			12 + 13,5 + 10 + 10 = 45,5				45	45,5		
CR 13			12 + 13,5 + 10 + 17 = 52,5				45	52,5		

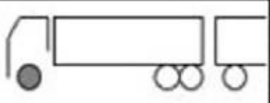

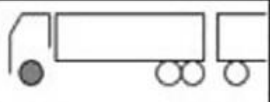

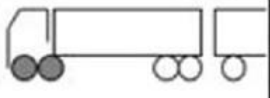
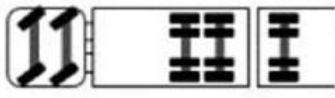
COMPOSIÇÕES HOMOLOGADAS PARA O TRANSPORTE DE CARGAS										
Caminhão Trator + Semirreboque + Reboque			Peso máximo por eixo ou conjunto de eixos (t)	PBT E PBTC (t)						Comprimento máximo (m)
				Comprimento total (m)						
				Inferior ou igual a 14,0	Inferior a 16,0	Superior ou igual a 16,0	Inferior a 17,5	Superior ou igual a 17,5	Superior ou igual a 19,8	
CTS R1			6 + 10 + 10 + 10 + 10 = 46				45	46		19,80
CTS R2			6 + 10 + 17 + 10 + 10 = 53				45	53		
CTS R3			6 + 10 + 10 + 10 + 17 = 53				45	53		
CTS R4			6 + 17 + 10 + 10 + 10 = 53				45	53		
CTS R5			6 + 13,5 + 10 + 10 + 10 = 49,5				45	49,5		
CTS R6			6 + 13,5 + 17 + 10 + 10 = 56,5				45	56,5		
CTS R7			6 + 13,5 + 10 + 10 + 17 = 56,5				45	56,5		

COMPOSIÇÕES HOMOLOGADAS PARA O TRANSPORTE DE CARGAS										
Caminhão Trator + 2 Semirreboques			Peso máximo por eixo ou conjunto de eixos (t)	PBT E PBTC (t)						Comprimento máximo (m)
				Comprimento total (m)						
				Inferior ou igual a 14,0	Inferior a 16,0	Superior ou igual a 16,0	Inferior a 17,5	Superior ou igual a 17,5	Superior ou igual a 19,8	
CTS S1			6 + 10 + 10 + 10 = 36				36	36		19,80
CTS S2			6 + 17 + 10 + 10 = 43				43	43		
CTS S3			6 + 13,5 + 10 + 10 = 39,5				39,5	39,5		
CTS S4			6 + 10 + 17 + 10 = 43				43	43		
CTS S5			6 + 17 + 17 + 10 = 50				45	50		
CTS S6			6 + 13,5 + 17 + 10 = 46,5				45	46,5		
CTS S7			6 + 10 + 17 + 17 = 50				45	50		
CTS S8			6 + 17 + 17 + 17 = 57				45	57		
CTS S9			6 + 13,5 + 17 + 17 = 53,5				45	53,5		

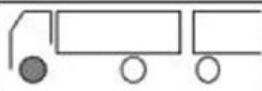

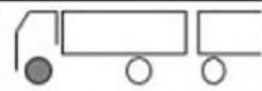



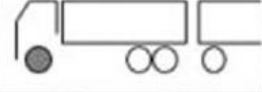

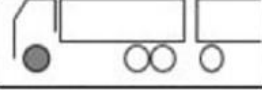



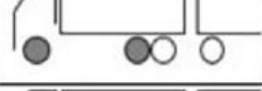

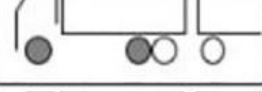

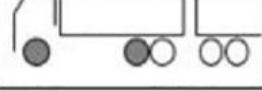

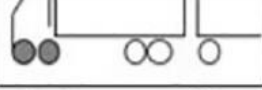

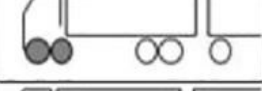

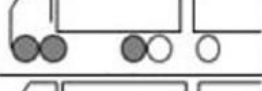



COMPOSIÇÕES QUE NECESSITAM DE AUTORIZAÇÃO ESPECIAL DE TRÂNSITO (AET)										
Caminhão Trator + Semirreboque + Reboque			Peso máximo por eixo ou conjunto de eixos (t)	PBT E PBTC (t)						Comprimento máximo (m)
				Comprimento total (m)						
				Inferior ou igual a 14,0	Inferior a 16,0	Superior ou igual a 16,0	Inferior a 17,5	Superior ou igual a 17,5	Superior ou igual a 19,8	
CTS R1 +			6 + 10 + 10 + 10 + 10 = 46						46	30,00
CTS R2 +			6 + 17 + 10 + 10 + 10 = 53						53	
CTS R3 +			6 + 10 + 10 + 10 + 17 = 53						53	
CTS R4 +			6 + 17 + 17 + 10 + 10 = 60						60	
CTS R5 +			6 + 17 + 17 + 10 + 17 = 67						67	
CTS R6 +			6 + 17 + 17 + 17 + 17 = 74						74	
CTS R7 +			12 + 17 + 17 + 10 + 10 = 66						66	
CTS R8 +			12 + 17 + 17 + 10 + 17 = 73						73	



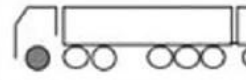





COMPOSIÇÕES QUE NECESSITAM DE AUTORIZAÇÃO ESPECIAL DE TRÂNSITO (AET)										
Caminhão Trator + 2 Semirreboques			Peso máximo por eixo ou conjunto de eixos (t)	PBT E PBTC (t)						Comprimento máximo (m)
				Comprimento total (m)						
				Inferior ou igual a 14,0	Inferior a 16,0	Superior ou igual a 16,0	Inferior a 17,5	Superior ou igual a 17,5	Superior ou igual a 19,8	
CTS S1+			6 + 10 + 10 + 10 = 36						36	30,00
CTS S2+			6 + 17 + 10 + 10 = 43						43	
CTS S3+			6 + 13,5 + 10 + 10 = 39,5						39,5	
CTS S4+			6 + 10 + 17 + 10 = 43						43	
CTS S5+			6 + 17 + 17 + 10 = 50						50	
CTS S6+			6 + 13,5 + 17 + 10 = 46,5						46,5	
CTS S7+			6 + 10 + 17 + 17 = 50						50	
CTS S8+			6 + 17 + 17 + 17 = 57						57	
CTS S9+			6 + 13,5 + 17 + 17 = 53,5						53,5	
CTS S10+			6 + 17 + 17 + 25,5 = 65,5						65,5	
CTS S11+			6 + 17 + 25,5 + 17 = 65,5						65,5	
CTS S12+			6 + 17 + 25,5 + 25,5 = 74						74	
CTS S13+			12 + 17 + 17 + 17 = 63						63	

















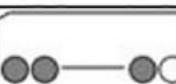





COMPOSIÇÕES QUE NECESSITAM DE AUTORIZAÇÃO ESPECIAL DE TRÂNSITO (AET)										
Caminhão + 2 Reboques			Peso máximo por eixo ou conjunto de eixos (t)	PBT E PBTC (t)						Comprimento máximo (m)
				Comprimento total (m)						
				Inferior ou igual a 14,0	Inferior a 16,0	Superior ou igual a 16,0	Inferior a 17,5	Superior ou igual a 17,5	Superior ou igual a 19,8	
CR R1 +			6 + 17 + 10 + 10 + 10 + 10 = 63						63	30,00
CR R2 +			6 + 17 + 10 + 10 + 10 + 17 = 70						70	
CR R3 +			12 + 17 + 10 + 10 + 10 + 10 = 69						69	









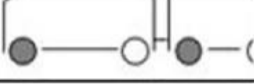









COMPOSIÇÕES QUE NECESSITAM DE AUTORIZAÇÃO ESPECIAL DE TRÂNSITO (AET)										
Caminhão + Reboque <sup>1</sup>  <sup>1</sup> Somente para reboques registrados até 30 de abril de 2009.			Peso máximo por eixo ou conjunto de eixos (t)	PBT E PBTC (t)						Compri-mento máxi-mo (m)
				Comprimento total (m)						
				Inferi-or ou igual a 14,0	Inferi-or a 16,0	Sup-er-i-or ou igu-al a 16,0	Inferi-or a 17,5	Sup-er-i-or ou igu-al a 17,5	Sup-er-i-or ou igu-al a 19,8	
CR 1+			6 + 10 + 10 + 10 = 36						36	25,00
CR 2+			6 + 10 + 10 + 17 = 43						43	
CR 3+			6 + 10 + 17 + 17 = 50						50	
CR 4+			6 + 17 + 10 + 10 = 43						43	
CR 5+			6 + 17 + 10 + 17 = 50						50	
CR 6+			6 + 17 + 17 + 17 = 57						57	
CR 7+			6 + 13,5 + 10 + 10 = 39,5						39,5	
CR 8+			6 + 13,5 + 10 + 17 = 46,5						46,5	
CR 9+			6 + 13,5 + 17 + 17 = 53,5						53,5	
CR 10+			12 + 17 + 10 + 10 = 49						49	
CR 11+			12 + 17 + 10 + 17 = 56						56	
CR 12+			12 + 13,5 + 10 + 10 = 45,5						45,5	
CR 13+			12 + 13,5 + 10 + 17 = 52,5						52,5	



COMPOSIÇÃO QUE NECESSITA DE AUTORIZAÇÃO ESPECIAL DE TRÂNSITO (AET)										
Caminhão Trator + Semirreboque + Reboque com rala		Peso máximo por eixo ou conjunto de eixos (t)	PBT E PBTC (t)						Comprimento máximo (m)	
			Comprimento total (m)							
			Inferior ou igual a 14,0	Inferior a 16,0	Superior ou igual a 16,0	Inferior a 17,5	Superior ou igual a 17,5	Superior ou igual a 19,8		Superior ou igual a 28,0
CTS Rr1 +			6 + 17 + 25,5 + 17 + 25,5 = 91						91	30,00
CTS Rr2 +			6 + 17 + 17 + 17 + 25,5 = 82,5						82,5	
CTS Rr3 +			6 + 17 + 25,5 + 17 + 17 = 82,5						82,5	

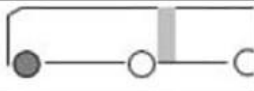





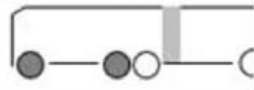

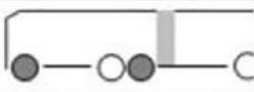

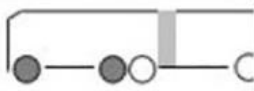

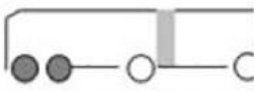

COMPOSIÇÕES HOMOLOGADAS PARA O TRANSPORTE URBANO DE PASSAGEIROS										
Ônibus Urbano Convencional			Peso máximo por eixo ou conjunto de eixos (t)	PBT E PBTC (t)						Comprimento máximo (m)
				Comprimento total (m)						
				Inferior ou igual a 14,0	Inferior ou igual a 15,0	Superior ou igual a 16,0	Inferior ou igual a 17,5	Superior ou igual a 17,5	Inferior ou igual a 19,8	
OU 1			6 + 6 = 12	12						14,00
OU 2			6 + 10 = 16	16						
OU 3			6 + 17 = 23	23						
OU 4			6 + 13,5 = 19,5	19,5						
OU 5			6 + 13,5 = 19,5	19,5						
OU 6			12 + 10 = 22		22					15,00
OU 7			12 + 10 = 22		22					
OU 8			12 + 10 = 22		22					
OU 9			12 + 17 = 29		29					
OU 10			12 + 13,5 = 25,5		25,5					
OU 11			12 + 13,5 = 25,5		25,5					

























COMPOSIÇÕES HOMOLOGADAS PARA O TRANSPORTE URBANO DE PASSAGEIROS										
Ônibus Urbano Articulado			Peso máximo por eixo ou conjunto de eixos (t)	PBT E PBTC (t)						Comprimento máximo (m)
				Comprimento total (m)						
				Inferior ou igual a 14,0	Inferior ou igual a 15,0	Superior ou igual a 16,0	Inferior ou igual a 17,5	Superior ou igual a 17,5	Inferior ou igual a 19,8	
OU A1			6 + 10 + 10 = 26						26	19,80
OU A2			6 + 17 + 10 = 33						33	
OU A3			6 + 13,5 + 10 = 29,5						29,5	
OU A4			6 + 13,5 + 10 = 29,5						29,5	
OU A5			12 + 10 + 10 = 32						32	
OU A6			12 + 10 + 10 = 32						32	
OU A7			6 + 6 + 17 = 29						29	
OU A8			6 + 10 + 13,5 = 29,5						29,5	
OU A9			6 + 10 + 13,5 = 29,5						29,5	
OU A10			6 + 10 + 10 + 6 = 32						32	
OU A11			6 + 10 + 6 + 10 = 32						32	
OU A12			6 + 10 + 10 + 10 = 36						36	
OU A13			6 + 13,5 + 10 + 10 = 39,5						39,5	
OU A14			6 + 13,5 + 10 + 10 = 39,5						39,5	
OU A15			12 + 10 + 13,5 = 35,5						35,5	







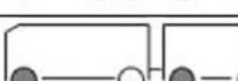



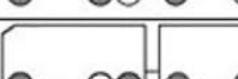

COMPOSIÇÕES HOMOLOGADAS PARA O TRANSPORTE URBANO DE PASSAGEIROS										
Ônibus Urbano com Reboque		Peso máximo por eixo ou conjunto de eixos (t)	PBT E PBTC (t)						Comprimento máximo (m)	
			Comprimento total (m)							
			Inferior ou igual a 14,0	Inferior ou igual a 15,0	Superior ou igual a 16,0	Inferior ou igual a 17,5	Superior ou igual a 17,5	Inferior ou igual a 19,8		Superior ou igual a 25,0
OU R1			$6 + 10 + 10 + 10 = 36$						36	19,80
OU R2			$6 + 13,5 + 10 + 10 = 39,5$						39,5	
OU R3			$6 + 13,5 + 10 + 10 = 39,5$						39,5	
OU R4			$6 + 10 + 6 + 10 = 32$						32	
OU R5			$6 + 13,5 + 6 + 10 = 35,5$						35,5	
OU R6			$6 + 13,5 + 6 + 10 = 35,5$						35,5	
OU R7			$12 + 10 + 6 + 10 = 38$						38	
OU R8			$12 + 10 + 6 + 10 = 38$						38	









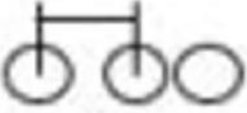
COMPOSIÇÕES QUE NECESSITAM DE AUTORIZAÇÃO ESPECIAL DE TRÂNSITO (AET)										
Ônibus Urbano Articulado			Peso máximo por eixo ou conjunto de eixos (t)	PBT E PBTC (t)						Comprimento máximo (m)
				Comprimento total (m)						
				Inferior ou igual a 14,0	Inferior ou igual a 15,0	Superior ou igual a 16,0	Inferior ou igual a 17,5	Superior ou igual a 17,5	Superior ou igual a 19,8	
OU A1 +			6 + 10 + 10 = 26						26	25,00
OU A2 +			6 + 17 + 10 = 33						33	
OU A3 +			6 + 13,5 + 10 = 29,5						29,5	
OU A4 +			6 + 13,5 + 10 = 29,5						29,5	
OU A5 +			6 + 6 + 17 = 29						29	
OU A6 +			6 + 10 + 13,5 = 29,5						29,5	
OU A7 +			6 + 10 + 13,5 = 29,5						29,5	
OU A8 +			6 + 10 + 10 + 6 = 32						32	
OU A9 +			6 + 10 + 6 + 10 = 32						32	
OU A10 +			6 + 10 + 10 + 10 = 36						36	
OU A11 +			6 + 13,5 + 10 + 10 = 39,5						39,5	
OU A12 +			6 + 13,5 + 10 + 10 = 39,5						39,5	
OU A13 +			6 + 17 + 10 + 10 = 43						43	

COMPOSIÇÕES QUE NECESSITAM DE AUTORIZAÇÃO ESPECIAL DE TRÂNSITO (AET)										
Ônibus Urbano <u>Bi-Articulado</u>			Peso máximo por eixo ou conjunto de eixos (t)	PBT E PBTC (t)						Comprimento máximo (m)
				Comprimento total (m)						
				Inferior ou igual a 14,0	Inferior ou igual a 15,0	Superior ou igual a 16,0	Inferior ou igual a 17,5	Superior ou igual a 17,5	Superior ou igual a 19,8	
OU B1 +			6 + 10 + 10 = 36						36	30,00
OU B2 +			6 + 17 + 10 + 10 = 43						43	
OU B3 +			6 + 13,5 + 10 + 10 = 39,5						39,5	
OU B4 +			6 + 13,5 + 10 + 10 = 39,5						39,5	
OU B5 +			12 + 10 + 10 + 10 = 42						42	
OU B6 +			12 + 10 + 10 + 10 = 42						42	
OU B7 +			12 + 10 + 10 + 10 = 42						42	

COMPOSIÇÕES HOMOLOGADAS PARA O TRANSPORTE RODOVIÁRIO DE PASSAGEIROS										
Ônibus Rodoviário Convencional			Peso máximo por eixo ou conjunto de eixos (t)	PBT E PBTC (t)						Comprimento máximo (m)
				Comprimento total (m)						
				Inferior ou igual a 14,0	Inferior ou igual a 15,0	Superior ou igual a 16,0	Inferior a 17,5	Superior ou igual a 17,5	Superior ou igual a 19,8	
OR C1			7 + 7 = 14	14						14,00
OR C2			7 + 11 = 18	18						
OR C3			7 + 18 = 25	25						
OR C4			7 + 14,5 = 21,5	21,5						
OR C5			7 + 14,5 = 21,5	21,5						
OR C6			13 + 11 = 24	24						
OR C7			13 + 18 = 31	31						
OR C8			13 + 14,5 = 27,5	27,5						
OR C9			13 + 14,5 = 27,5	27,5						
OR C10			13 + 18 = 31		31					15,00
OR C11			13 + 14,5 = 27,5		27,5					
OR C12			13 + 14,5 = 27,5		27,5					

COMPOSIÇÕES HOMOLOGADAS PARA O TRANSPORTE RODOVIÁRIO DE PASSAGEIROS									
Ônibus Rodoviário com Reboque		Peso máximo por eixo ou conjunto de eixos (t)	PBT E PBTC (t)						Comprimento máximo (m)
			Comprimento total (m)						
			Inferior ou igual a 14,0	Inferior ou igual a 15,0	Superior ou igual a 16,0	Inferior ou igual a 17,5	Superior ou igual a 17,5	Superior ou igual a 19,8	
OR R1			$7 + 11 + 11 + 11 = 40$					40	19,80
OR R2			$7 + 14,5 + 11 + 11 = 43,5$					43,5	
OR R3			$7 + 14,5 + 11 + 11 = 43,5$					43,5	
OR R4			$7 + 11 + 7 + 11 = 36$					36	
OR R5			$7 + 14,5 + 7 + 11 = 39,5$					39,5	
OR R6			$7 + 14,5 + 7 + 11 = 39,5$					39,5	



<b>LEGENDA</b>	
	Eixo simples com dois pneumáticos
	Eixo simples com quatro pneumáticos
	Eixo direcional simples com dois pneumáticos
	Eixo simples com dois pneumáticos
	Eixo <u>autodirecional</u> simples com quatro pneumáticos
	Eixo simples com quatro pneumáticos
	Eixo isolado

CÓDIGOS	
C	Caminhão
CR	Caminhão + Reboque
CTS	Caminhão Trator + Semirreboque
CTSR	Caminhão Trator + Semirreboque + Reboque
CTSR+	Caminhão Trator + Semirreboque + Reboque que necessita de AET
CTSS+	Caminhão Trator + 2 Semirreboques que necessita de AET
CTSSS+	Caminhão Trator + 3 Semirreboques que necessita de AET
CTSRr+	Caminhão Trator + Semirreboque + Reboque com rala que necessita de AET
CR+	Caminhão + Reboque que necessita de AET
CRR+	Caminhão + 2 Reboques que necessita de AET
OU	Ônibus Urbano
OUA	Ônibus Urbano Articulado
OUR	Ônibus Urbano com Reboque
OUA+	Ônibus Urbano Articulado que necessita de AET
OUB+	Ônibus Urbano Bi-Articulado que necessita de AET
ORC	Ônibus Rodoviário Convencional
ORR	Ônibus Rodoviário com Reboque

Este conteúdo não substitui o publicado na versão certificada.